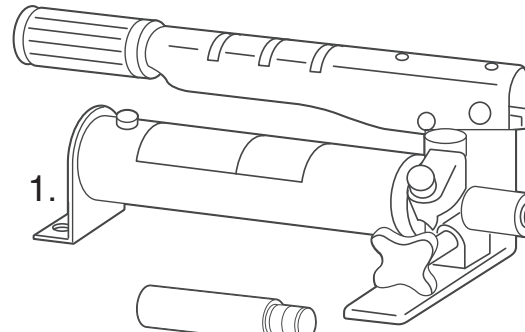




18.



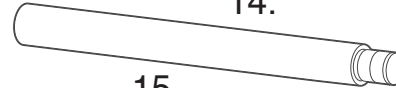
1.




13.



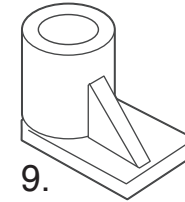
14.



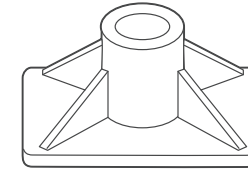
15.



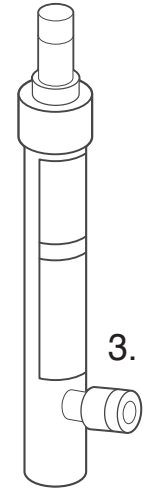
16.



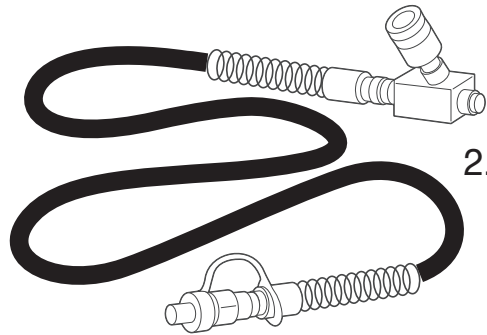
9.



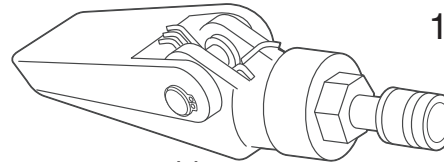
5.



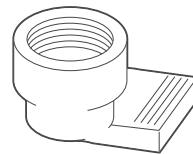
3.



2.



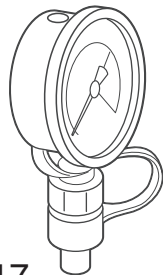
11.



10.



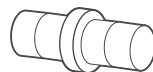
8.



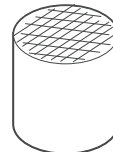
17.



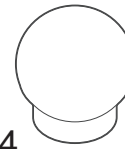
7.



12.



6.



4.

INDEX NO.	DESCRIPTION	PART NO.
1	Hydraulic Hand Pump for 904005A/B	45100195
2	Hose W/Fittings for 904005A/B	45100525
3	Ram W/Fittings for 904005A/B	45100194
4	Flex (Rubber) Head for 904005A/B	45100527
5	Flat Base for 904005A/B	45100528
6	Serrated Saddle for 904005A/B	45100529
7	Wedge Head for 904005A	45100530
8	90 Degree "V" Base for 904005A/B	45100531
9	Spreader Plunger Toe for 904005A	45100533
10	Spreader Ram Toe for 904005A	45100532
11	Spreader (Wedge) Ram for 904005A/B	45100534
12	Extension Tube Coupler for 904005A/B	45100535
13	5 Inch Extension Tube for 904005A/B	45100536
14	10 Inch Extension Tube for 904005A/B	45100537
15	14 Inch Extension Tube for 904005A/B	45100538
16	19 Inch Extension Tube for 904005A/B	45100539
17	Gauge for 904005B	45100904
18	Case for 904005A/B	45100905

REPLACEMENT PARTS

MODEL NO.
904005B

CAPACITY
4 TON

DESCRIPTION
COLLISION REPAIR KIT - CAST ADAPTERS

