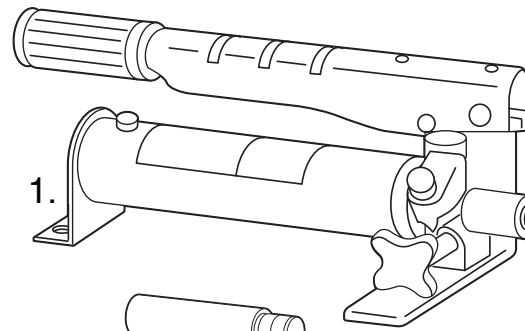
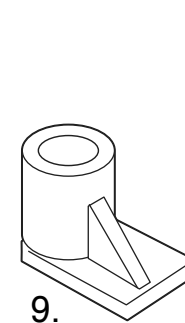


17.

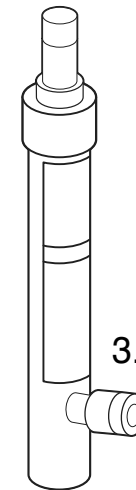


1.

13.

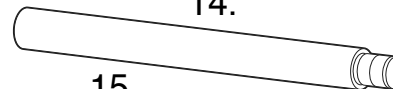


9.

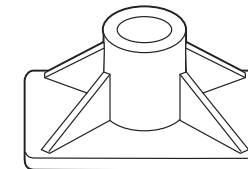


3.

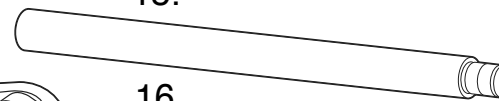
14.



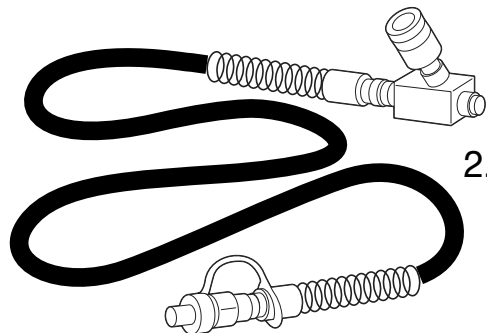
15.



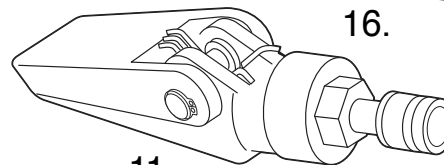
5.



16.



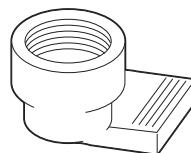
2.



11.



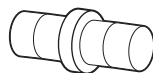
7.



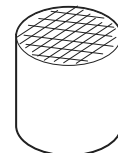
10.




8.



12.



6.



4.

INDEX NO.	DESCRIPTION	PART NO.
1	Hydraulic Hand Pump for 910006A/B	45100353
2	Hose W/Fittings for 910006A/B	45100354
3	Ram W/Fittings for 910006A/B	45100355
4	Flex (Rubber) Head for 910006A/B	45100356
5	Flat Base for 910006A/B	45100357
6	Serrated Saddle for 910006A/B	45100358
7	Wedge Head for 910006A	45100359
8	90 Degree "V" Base for 910006A/B	45100360
9	Spreader Toe for 910006A	45100361
10	Plunger Toe for 910006A	45100362
11	Spreader (Wedge) Ram for 910006A/B	45100363
12	Extension Tube Coupler for 910006A/B	45100364
13	5 Inch Extension Tube for 910006A/B	45100365
14	10 Inch Extension Tube for 910006A/B	45100366
15	14 Inch Extension Tube for 910006A/B	45100367
16	19 Inch Extension Tube for 910006A/B	45100368
17	Case with Wheels for 910006A/B	45100302

REPLACEMENT PARTS

MODEL NO.
910006A

CAPACITY
10 TON

DESCRIPTION
COLLISION REPAIR KIT - CAST ADAPTERS

